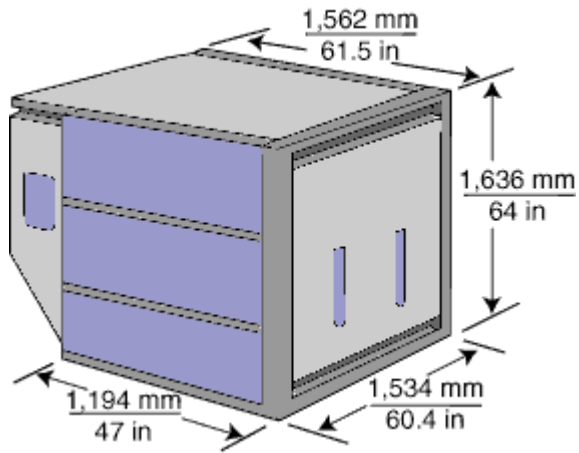


## CONTAINER SPECIFICATIONS

### Lower Deck Container-IATA Type 8D-IATA Prefix: APA-APA: LD-2

**Maximum Gross Weight**

1,225 kg / 2,700 lb

**Volume**

3.4 m<sup>3</sup> / 120 ft<sup>3</sup>

**Tare**

60 kg / 132 lb

**External Dimensions**

(L x W x H)

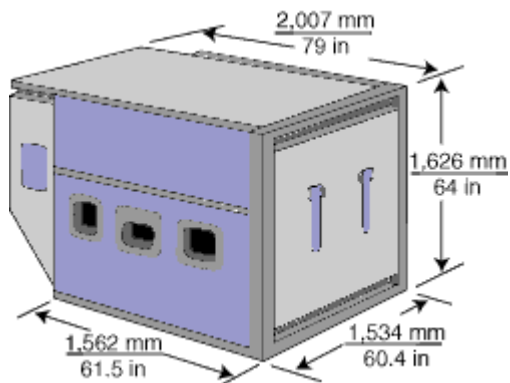
1,194 mm x 1,534 mm x 1,626 mm

(47 in x 60.4 in x 64 in)

**Aircraft Accepted For**

777, 767

### Lower Deck Container-IATA Type 8-IATA Prefix: AK-ATA: LD-3

**Maximum Gross Weight**

1,588 kg / 3,500 lb

**Volume**

4.53 m<sup>3</sup> / 160 ft<sup>3</sup>

**Tare**

70 kg / 154 lb

**External Dimensions**

(L x W x H)

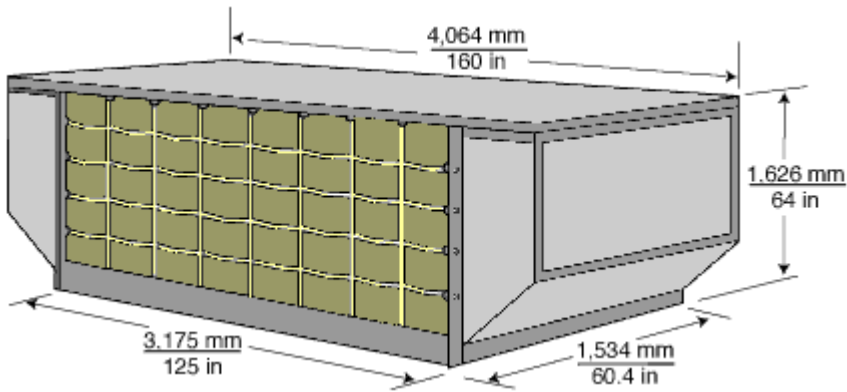
1,562 mm x 1,534 mm x 1,626 mm

(61.5 in x 60.4 in x 64 in)

**Aircraft Accepted For**

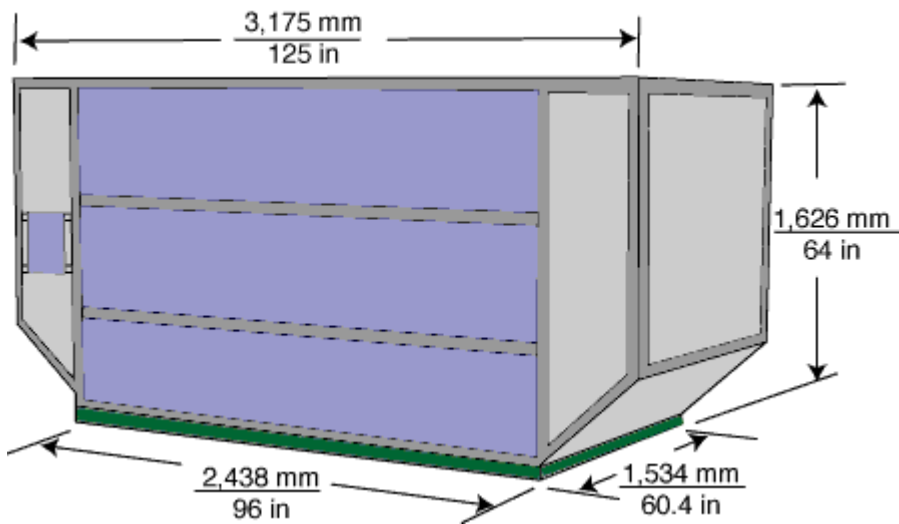
DC10-30 Freighter, DC10, 747, 777, 767

**Lower Deck Container-IATA Type 6-IATA Prefix: ALF-ATA: LD-6**



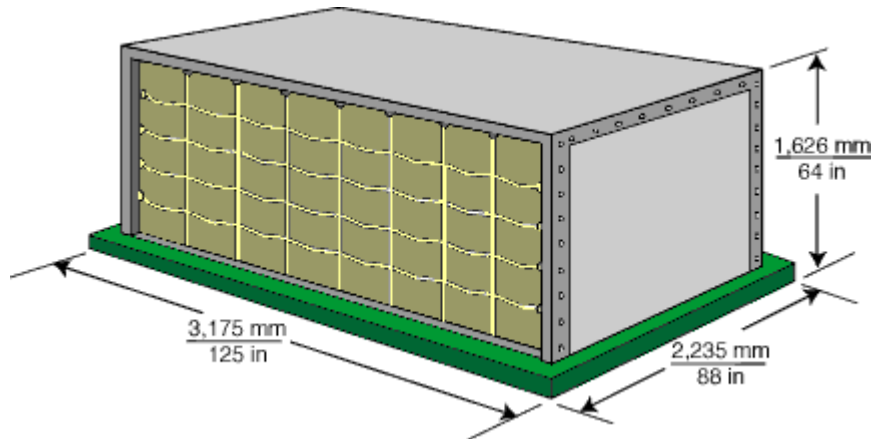
<b>Maximum Gross Weight</b> 3,175 kg / 7,000 lb	<b>External Dimensions</b> (L x W x H) 3,175 mm x 1,534 mm x 1,626 mm (125 in x 60.4 in x 64 in)
<b>Volume</b> 6.94 m <sup>3</sup> / 245 ft <sup>3</sup>	<b>Aircraft Accepted For</b> 747, 747F, L1011
<b>Tare</b> 180 kg / 397 lb	

**Lower Deck Container-IATA Type 6B-IATA Prefix: AQ-ATA: LD-8**



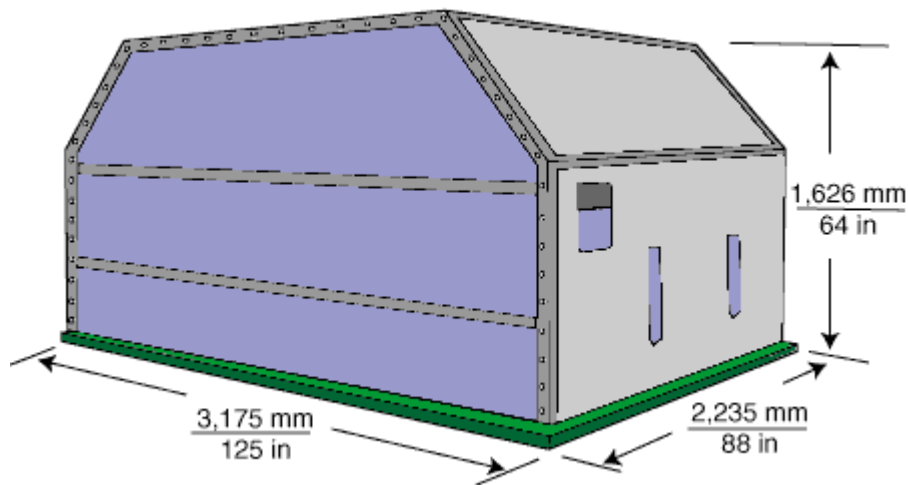
<b>Maximum Gross Weight</b> 2,449 kg / 5,400 lb	<b>External Dimensions</b> (L x W x H) 2,438 mm x 1,534 mm x 1,626 mm (96 in x 60.4 in x 64 in)
<b>Volume</b> 6.94 m <sup>3</sup> / 245 ft <sup>3</sup>	<b>Aircraft Accepted For</b> 777, 767
<b>Tare</b> 120 kg / 264 lb	

**Container-IATA Type 5-IATA Prefix: AAP-ATA: LD-9**



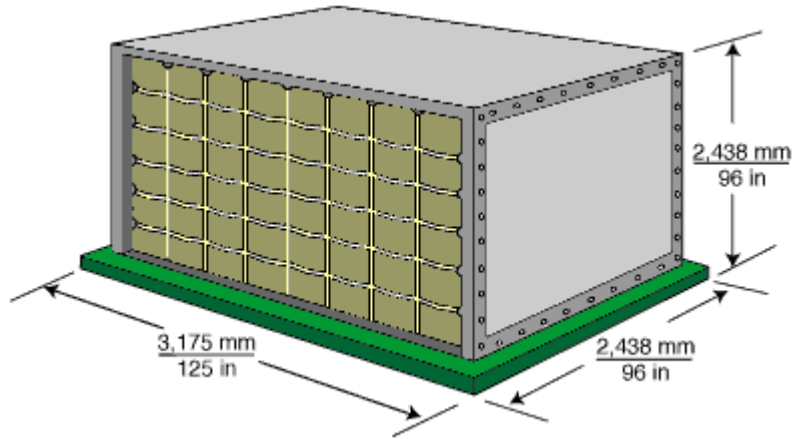
<b>Maximum Gross Weight</b> 6,033 kg / 13,300 lb	<b>External Dimensions</b> (L x W x H) 3,175 mm x 2,235 mm x 1,626 mm (125 in x 88 in x 64 in)
<b>Volume</b> 9.91 m <sup>3</sup> / 350 ft <sup>3</sup>	<b>Aircraft Accepted For</b> 747, 747F, L1011
<b>Tare</b> 200 kg / 440 lb	

**Upper Deck Container-IATA Type 5-IATA Prefix: AAK-ATA: LD-7**



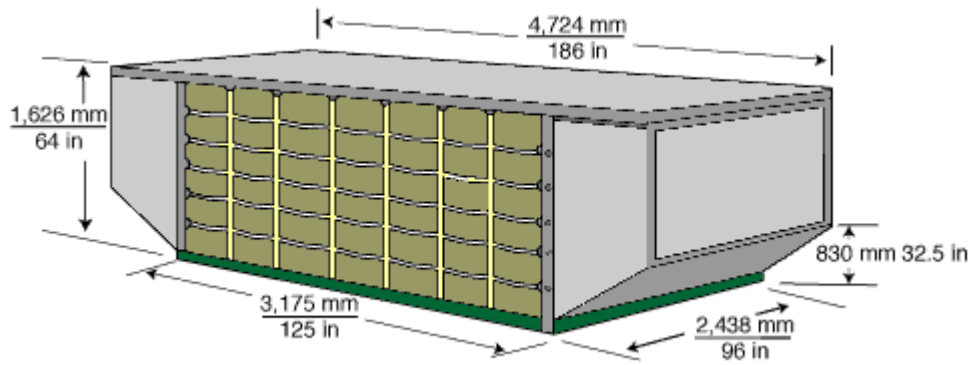
<b>Maximum Gross Weight</b> 6,033 kg / 13,300 lb	<b>External Dimensions</b> (L x W x H) 3,175 mm x 2,235 mm x 1,626 mm (125 in x 88 in x 64 in)
<b>Volume</b> 9.91 m <sup>3</sup> / 350 ft <sup>3</sup>	<b>Aircraft Accepted For</b> N/A
<b>Tare</b> 200 kg / 440 lb	

**Main Deck Container-IATA Type 2/2Q-IATA Prefix: AMA**



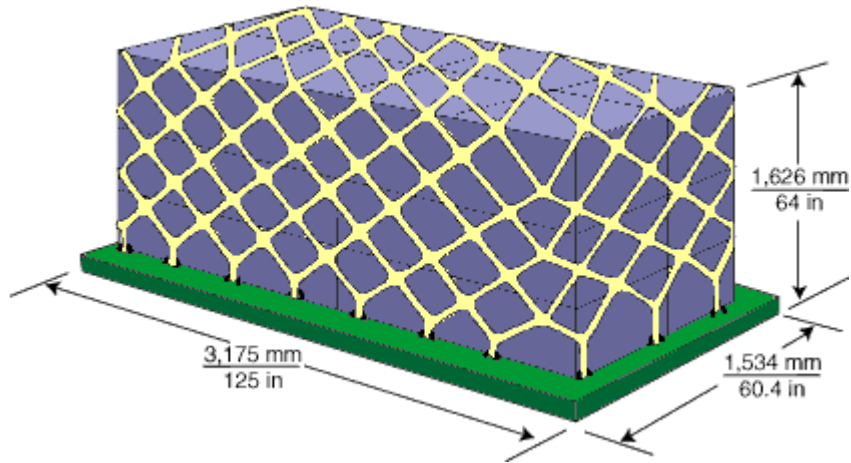
<b>Maximum Gross Weight</b> 6,804 kg / 15,000 lb	<b>External Dimensions</b> (L x W x H) 3,175 mm x 2,438 mm x 2,438 mm (125 in x 96 in x 96 in)
<b>Volume</b> 17.16 m <sup>3</sup> / 606 ft <sup>3</sup>	<b>Aircraft Accepted For</b> 747F
<b>Tare</b> 260 kg / 572 lb	

**Lower Deck Container-IATA Type 2BG-IATA Prefix: AMU**



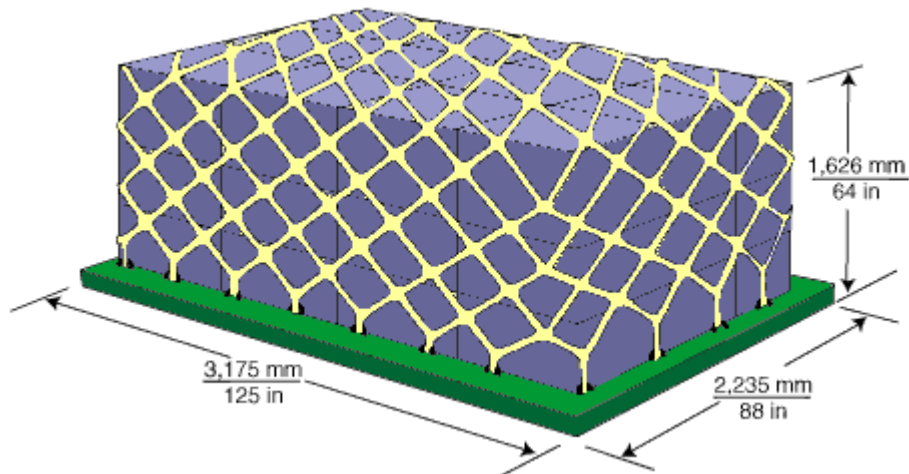
<b>Maximum Gross Weight</b> 6,033 kg / 13,300 lb	<b>External Dimensions</b> (L x W x H) 3,175 mm x 2,438 mm x 1,626 mm (125 in x 96 in x 64 in)
<b>Volume</b> 13.7 m <sup>3</sup> / 480 ft <sup>3</sup>	<b>Aircraft Accepted For</b> 747, 747F
<b>Tare</b> 200 kg / 440 lb	

**Lower Deck Pallet with Net-IATA Type 6-IATA Prefix: PL**



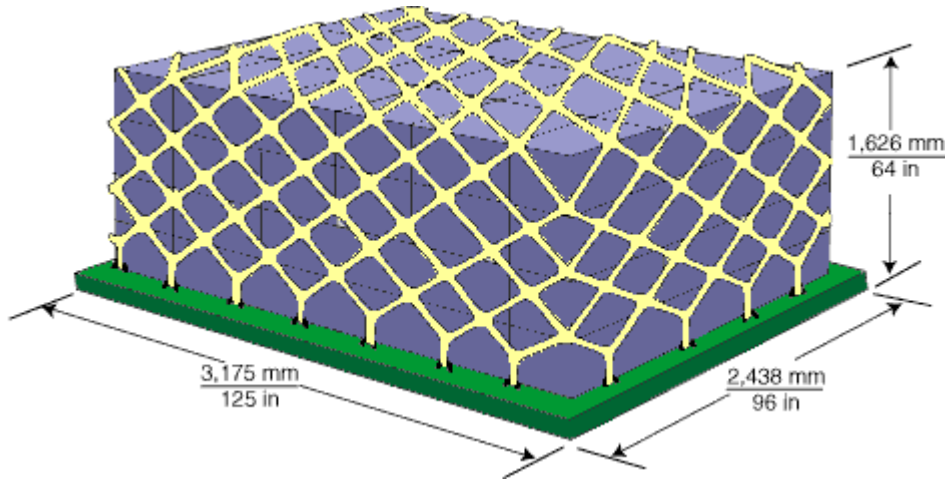
<b>Maximum Gross Weight</b> 3,175 kg / 7,000 lb	<b>External Dimensions</b> (L x W x H) 3,175 mm x 1,534 mm x 1,626 mm (125 in x 60.4 in x 64 in)
<b>Volume</b> 6.94 m <sup>3</sup> / 245 ft <sup>3</sup>	<b>Aircraft Accepted For</b> DC10, DC10-30 Freighter, 747, 777
<b>Tare</b> 90 kg / 198 lb	

**Pallet with Net-IATA Type 5-IATA Prefix: PA**



<b>Maximum Gross Weight</b> 4,626 kg / 10,200 lb	<b>External Dimensions</b> (L x W x H) 3,175 mm x 2,235 mm x 1,626 mm (125 in x 88 in x 64 in)
<b>Volume</b> 9.91 m <sup>3</sup> / 350 ft <sup>3</sup>	<b>Aircraft Accepted For</b> DC10-30 Freighter, DC10-30 747, 747F, 777, 767-300
<b>Tare</b> 120 kg / 264 lb	

**Pallet with Net-IATA Type 2WA-IATA Prefix: PM**



**Maximum Gross Weight**

5,035 kg / 11,100 lb

**External Dimensions**

(L x W x H)

3,715 mm x 2,438 mm x 1,626 mm  
(125 in x 96 in x 64 in)

**Volume**

15.8 m<sup>3</sup> / 557 ft<sup>3</sup>

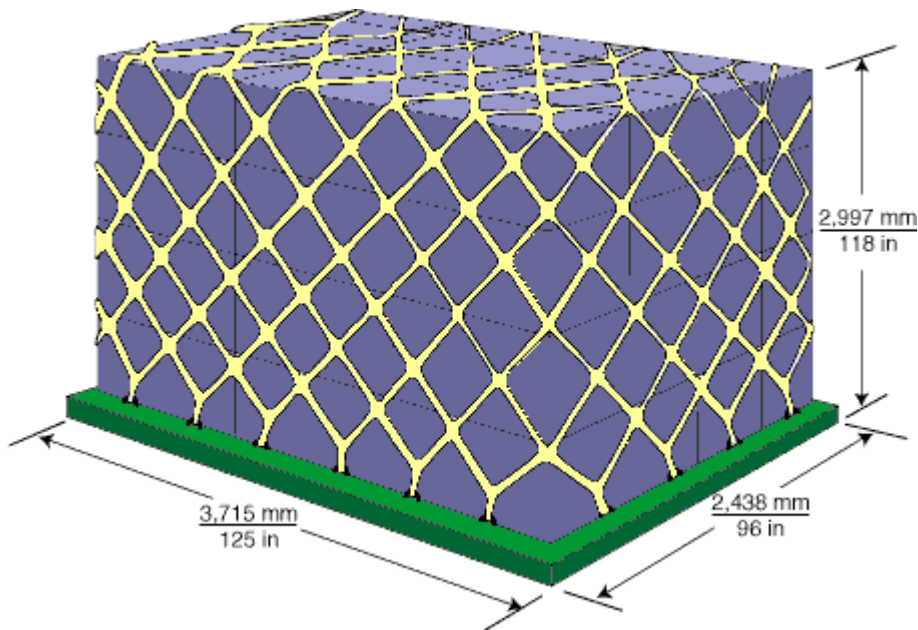
**Aircraft Accepted For**

DC10-30, Freighter, DC10-30, 747, 747F

**Tare**

130 kg / 287 lb

**Main Deck Pallet with Net-IATA Type 2H-IATA Prefix: PM**



**Maximum Gross Weight**

6,804 kg / 15,000 lb

**External Dimensions**

(L x W x H)

3,715 mm x 2,438 mm x 2,997 mm  
(125 in x 96 in x 118 in)

**Volume**

21.16 m<sup>3</sup> / 747 ft<sup>3</sup>

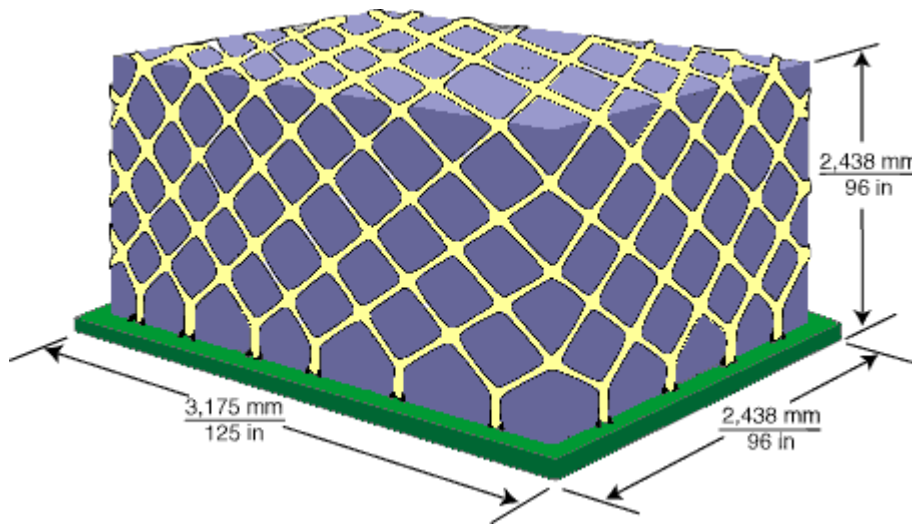
**Aircraft Accepted For**

DC10-30 Freighter, 747F

**Tare**

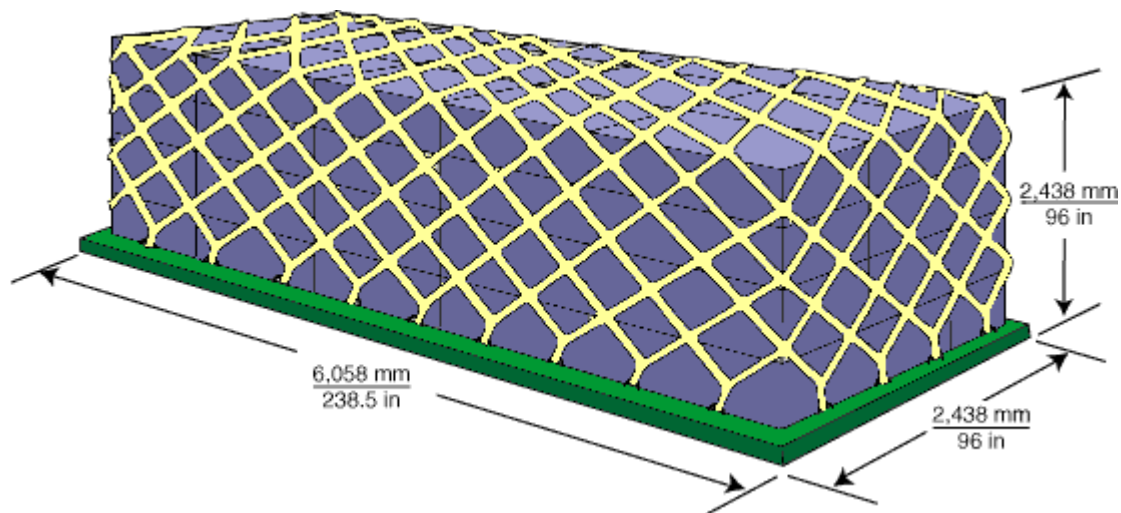
130 kg / 287 lb

**Main Deck Pallet with Net-IATA Type 2/2Q-IATA Prefix: PM**



<b>Maximum Gross Weight</b> 6,804 kg / 15,000 lb	<b>External Dimensions</b> (L x W x H) 3,175 mm x 2,438 mm x 2,438 mm (125 in x 96 in x 96 in)
<b>Volume</b> 17.16 m <sup>3</sup> / 606 ft <sup>3</sup>	<b>Aircraft Accepted For</b> DC10-30 Freighter, 747F
<b>Tare</b> 130 kg / 287 lb	

**Main Deck Pallet with Net-IATA Type 1/1S-IATA Prefix: PG**



<b>Maximum Gross Weight</b> 13,608 kg / 30,000 lb	<b>External Dimensions</b> (L x W x H) 6,058 mm x 2,438 mm x 2,438 mm (238.5 in x 96 in x 96 in)
<b>Volume</b> 33.25 m <sup>3</sup> / 1,174 ft <sup>3</sup>	<b>Aircraft Accepted For</b> DC10-30 Freighter, 747F
<b>Tare</b> 400 kg / 882 lb	